

COMPLETA LE PAROLE CON LE SILLABE TA- TE- TI- TO- TU.
POI COLORA I DISEGNI.



___ CCHINO




___ LEVISIONE



___ GRE



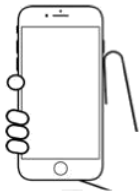
___ SORO



___ RRONE



___ FFO



___ LEFONO




___ ZZA



___ PO



___ RO



___ RTARUGA



___ VOLO



___ RMOMETRO

DENTRO LE PAROLE



SCRIVI TA, TE, TI, TO, TU AL POSTO GIUSTO.

ALL'INIZIO
DELLA PAROLA...



___ TA



___ TTO



___ RRE



___ VOLO



___ GRE

ALLA FINE
DELLA PAROLA...



MU ___



SET ___



TU ___



ABE ___



ARROS ___

DENTRO
LA PAROLA...



GAT ___ NI



CAS ___ GNA



MES ___ LO



COL ___ LO



CIN ___ RA

TA TE TI TO TU

• SCRIVI 5 PAROLE CHE INIZIANO CON :



T A

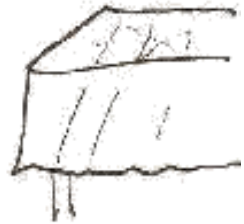
T E




T I

T O

T U



• COMPLETA CON TA - TE - TI - TO - TU



___ VOLO



___ PO





TET ___



___ RTA



___ BO



___ NNIS



___ GRE



CARO ___



___ MPERINO




T come TOPO

😊 Leggi la T con le vocali.

✍️ Riscrivi le sillabe.

T	A	TA	_____	_____
T	E	TE	_____	_____
T	I	TI	_____	_____
T	O	TO	_____	_____
T	U	TU	_____	_____



✍️ Riscopia e leggi.

T	O	P	O

✍️ Cerchia la T, riscopia e leggi tante volte.

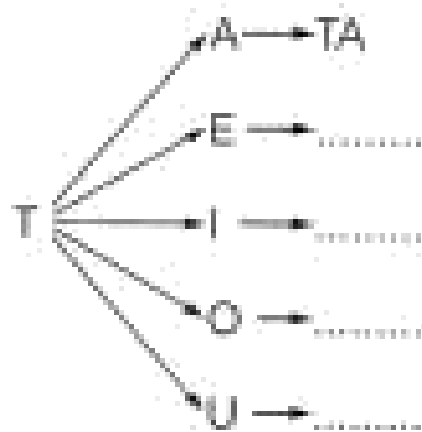


IL TOPO TONI
 [] [] [] [] [] [] [] [] [] []


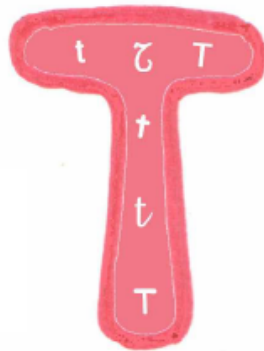
SUONA
 [] [] [] [] [] []

IL TAMBURO
 [] [] [] [] [] [] [] [] [] []

✍️ Forma la sillaba, completa le parole, leggi tante volte.



-  VOLO
-  TTO
-  GRE
-  RTA
-  TA



AR ARUGA



1 Ripassa le parole.



IMONE



ENDA



OR A



AVOLO



OPO



ULIPANI

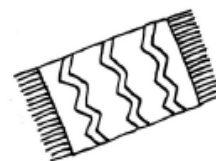


Impara a scrivere la T maiuscola.

T	T	T	T	T	T	T	T	T	T
T	T	T	T	T	T	T	T	T	T
T									
T									



Colora le figure che cominciano con la lettera T.



T O

Ta - Te - Ti - To - Tu

T O

lamammacreativa.altervista.org



PO

LET RA



BIBI

BO



DEN

GUAN



R

BAS NE




LAT NA

ZZA



LIPANI

DI



SOROFAN SMA



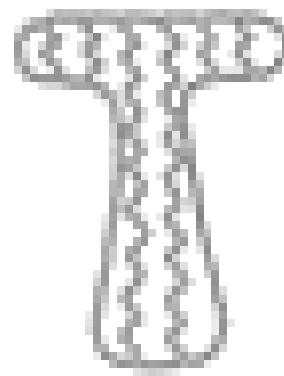
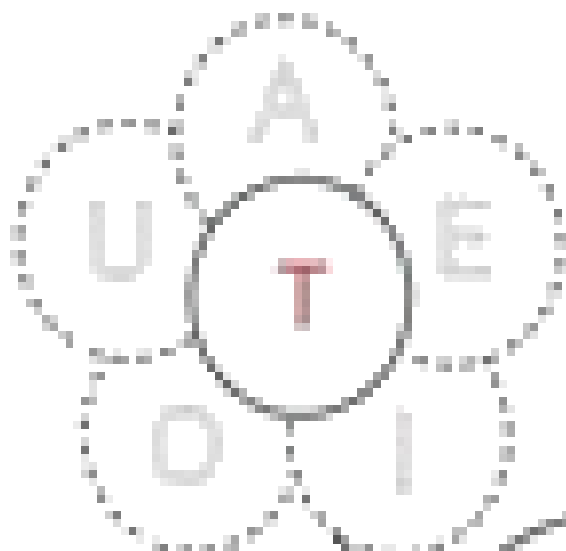
DI LE

MA



TA TO TE TE TA TI TE TA

TO TU TI TO TU TI TA TA



T t
T t

Nel giardino delle sillabe



TA



TE



TI



TO



TU

Esempi di ricitrici:

IL



TITO ROTOLA IL



NELLA



Ripeti

lamammacreativa.altervista.org

Il tuo nome: _____

IMPARA A SCRIVERE I NUMERI DA 0 A 9

SCRIVI IN CIFRE E IN LETTERE

DISEGNA LA GIUSTA QUANTITÀ DI PALLINI

0 0 0 0 0 0

ZERO ZERO

1 1 1 1 1 1 1 1

UNO UNO

2 2 2 2 2 2

DUE DUE

3 3 3 3 3 3 3

TRE TRE

4 4 4 4 4 4 4

QUATTRO QUATTRO

5 5 5 5 5 5 5

CINQUE CINQUE

6 6 6 6 6 6 6

SEI SEI

7 7 7 7 7 7 7

SETTE SETTE

8 8 8 8 8 8 8




OTTO OTTO

9 9 9 9 9 9 9

NOVE NOVE


LA QUANTITA'

COLORA TANTI ELEMENTI QUANTI SONO I QUADRETTI COLORATI



Occhio ai numeri!


Cerchia di rosso il numero giusto.




2 - 4 - 6 - 0




5 - 0 - 7 - 6



3 - 6 - 7 - 8



9 - 8 - 5 - 7



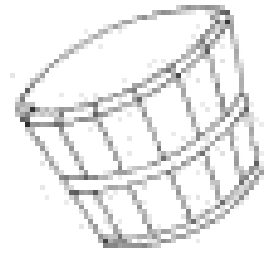
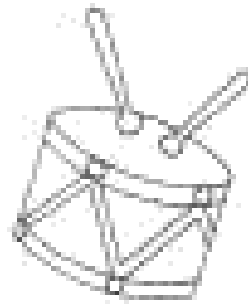
8 - 7 - 10 - 9



0 - 3 - 2 - 4

Collega ogni immagine alla sillaba iniziale.

- TA
- TE
- TI
- TO
- TU



Osserva il disegno e cerchi la parola giusta.



TINO
TOPO
TUTA



TOPO
TINO
TUTA



TOPO
TUTA
TINO

Completa con TA, TE, TI, TO, TU.



PRA.....




.....TTO



PAN.....RA



RE.....



.....GRE



.....LEFONO




MA.....TA



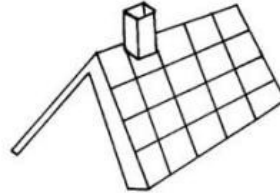
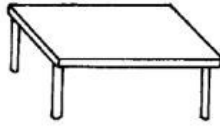

.....PRETO

Alunno


Data



1 Colora solo i disegni delle parole che iniziano per T.




2 Osserva i disegni e completa le parole nei due caratteri.



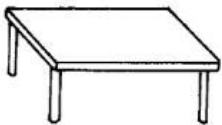
..... IMONE

..... imone



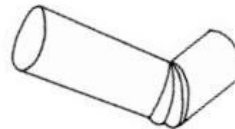
GA..... O

ga..... o




..... AVOLO

..... avolo




..... UBO

..... ubo



NO..... E

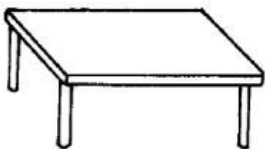
no..... e



..... OR..... A

..... or..... a

3 Leggi le parole e collegale con una freccia al disegno corrispondente.




TAVOLO

TORO

MATITA

TOPO



CONSONANTE T

CONTA GLI OGGETTI E COLLEGA IL NUMERO ADATTO



7



1



4



8



3



5



9



2



6

CONTA LE FIGURE E SCRIVI IL NUMERO IN CIFRE



IN ORDINE!

■ Completa scrivendo il numero precedente e il numero successivo.

.....	4
-------	---	-------

.....	8
-------	---	-------

.....	1
-------	---	-------

.....	5
-------	---	-------

.....	9
-------	---	-------

.....	3
-------	---	-------

■ Completa ogni serie scrivendo i numeri mancanti.

0	1	4
---	---	-------	-------	---	-------

.....	6	7	9
-------	---	---	-------	---	-------

10	9	5
----	---	-------	-------	-------	---

.....	4	3
-------	---	---	-------	-------	-------



Obiettivo: Ordinare i numeri da 0 a 10, in senso progressivo e in senso regressivo.