


Bambini 4 anni

Cari bambini continuiamo a giocare
la campanella torneremo a sentire
nel frattempo...
dolce e salato dobbiamo assaggiare
caldo e freddo possiamo avvertire
tanti colori da ammirare e
profumati fiori da odorare!



Fermati e ascolta i suoni che la natura ti offre!!!

FILASTROCCA DEI CINQUE SENSI



Occhio che vedi le luci e i colori
Dimmi se anche io sono fatto di fiori
Orecchio che senti i rumori ed i suoni
Quando io grido, la voce ha dei tuoni?
Naso che senti le puzze e i profumi
Dimmi se anche io faccio odore di fumi
Lingua che senti il dolce e il salato
Il mio sapore lo hai mai assaggiato?
Mano che tocchi la forma e il colore
Questo tamburo che senti è il mio cuore.

ESPLORIAMO I CINQUE SENSI:


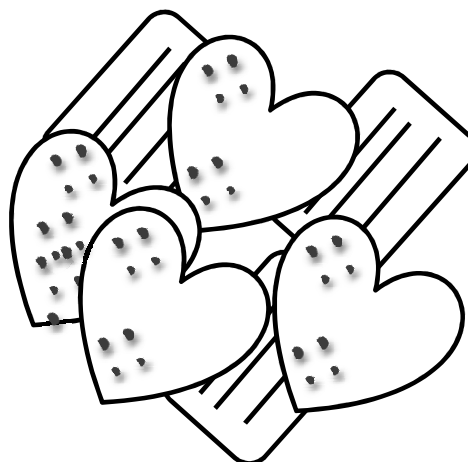

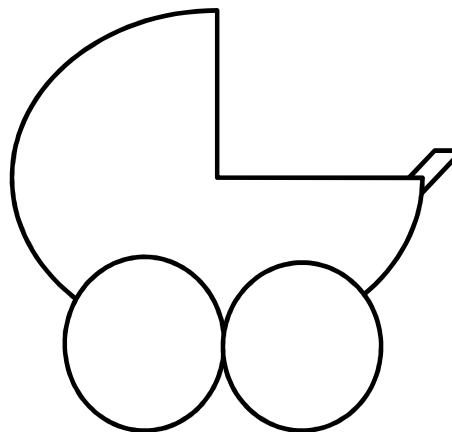


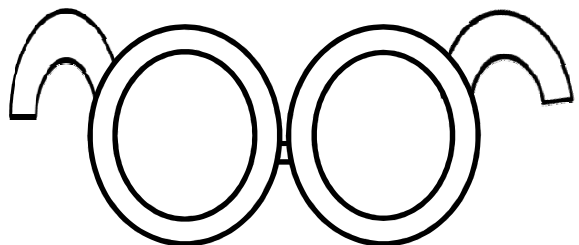
<https://www.youtube.com/watch?v=pE7lwLOy558>

OSSERVA E VERBALIZZA.





L'OLFATTO



COLORA SOLO LE COSE CHE PUOI ODORARE


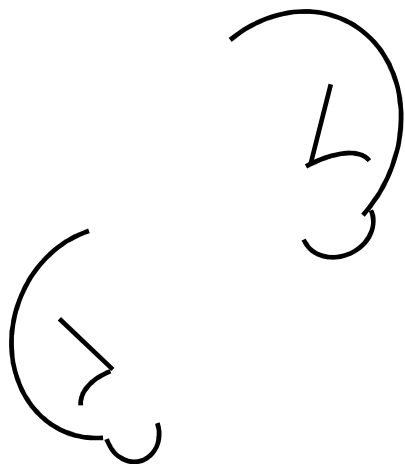


COLORA SOLO LE COSE CHE HANNO UN BUON ODORE


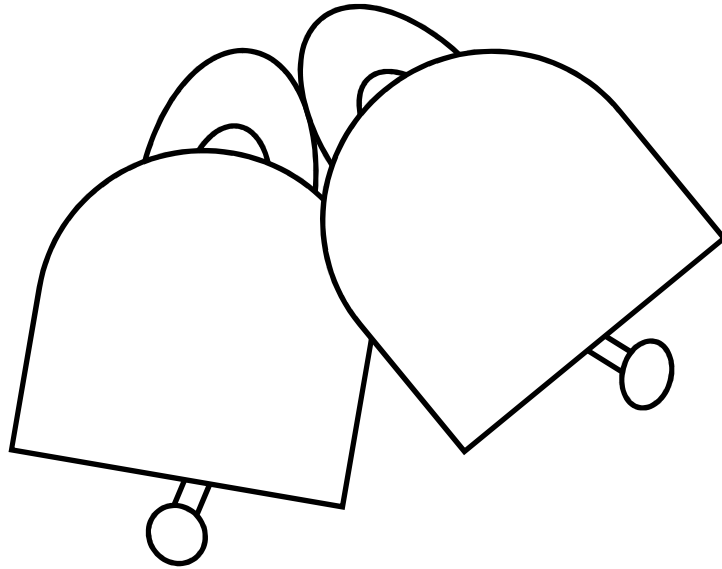
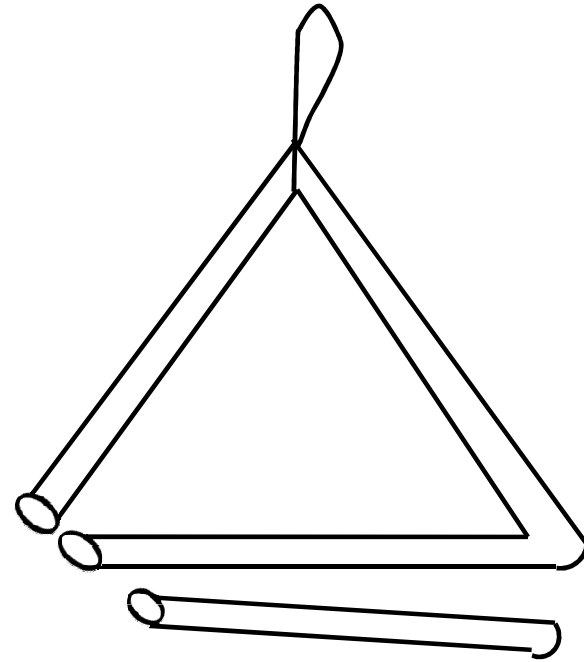



Con una linea collega il senso alla figura che lo rappresenta.




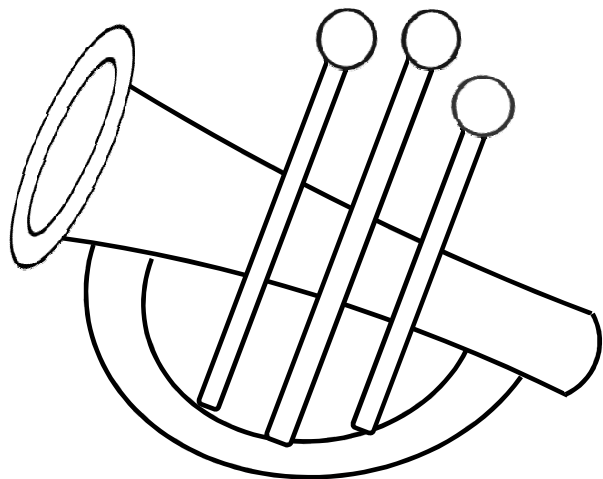
L' UDITO




CERCHIA GLI ELEMENTI CHE PRODUCONO SUONI SGRADAVOLI.
COLORA.



ASCOLTA DALL' INSEGNANTE IL SUONO DEGLI ELEMENTI RAFFIGURATI E RIPRODUCILI.





A QUESTI ANIMALETTI MANCANO GLI ORGANI DELL' UDITO.
DISEGNALI TU!





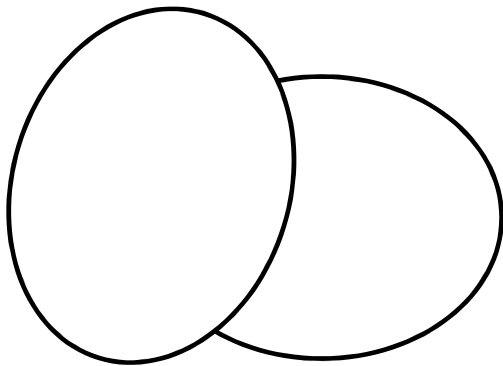
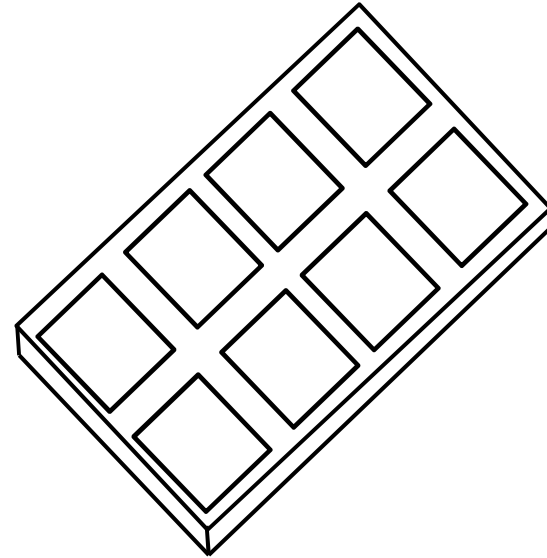
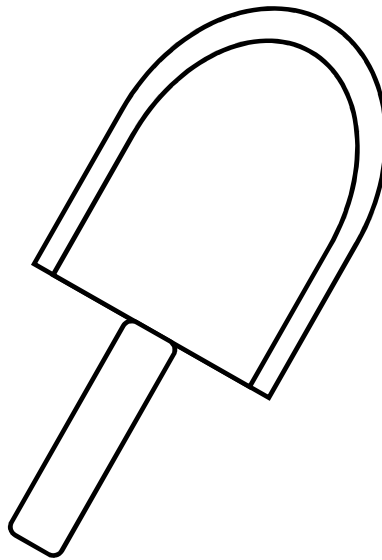
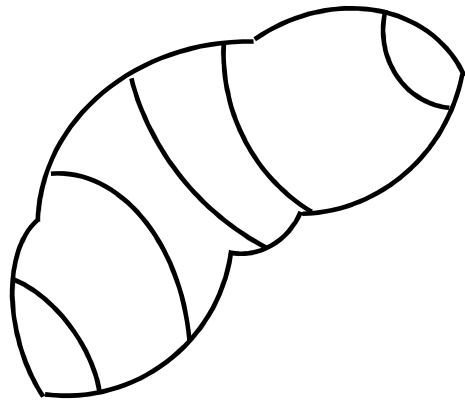


IL GUSTO








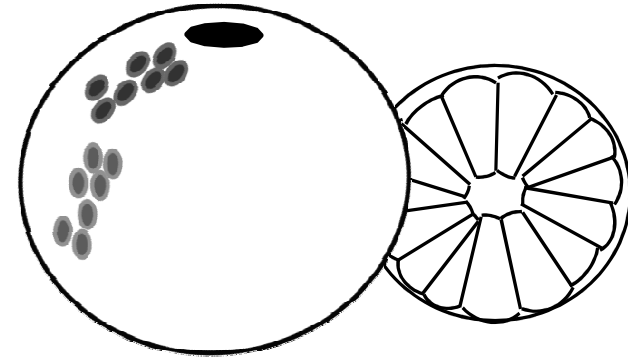


Colora la parolina, osserva e descrivi ciò che sta facendo la bimba.
Disegna nel riquadro un alimento che ti piace particolarmente.

RICONOSCERE IL GUSTO DOLCE



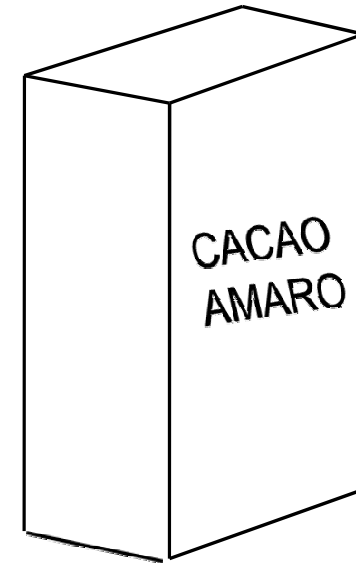


Cerchia di rosso i cibi dolci e disegna accanto a quelli che preferisci un cuoricino.

RICONOSCERE IL GUSTO ASPRO



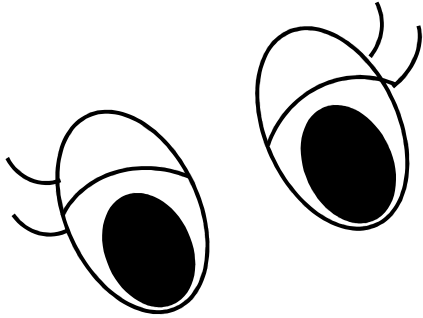
Cerchia di rosso i cibi aspri.
Segna con una croce quelli che preferisci

RICONOSCERE IL GUSTO AMARO



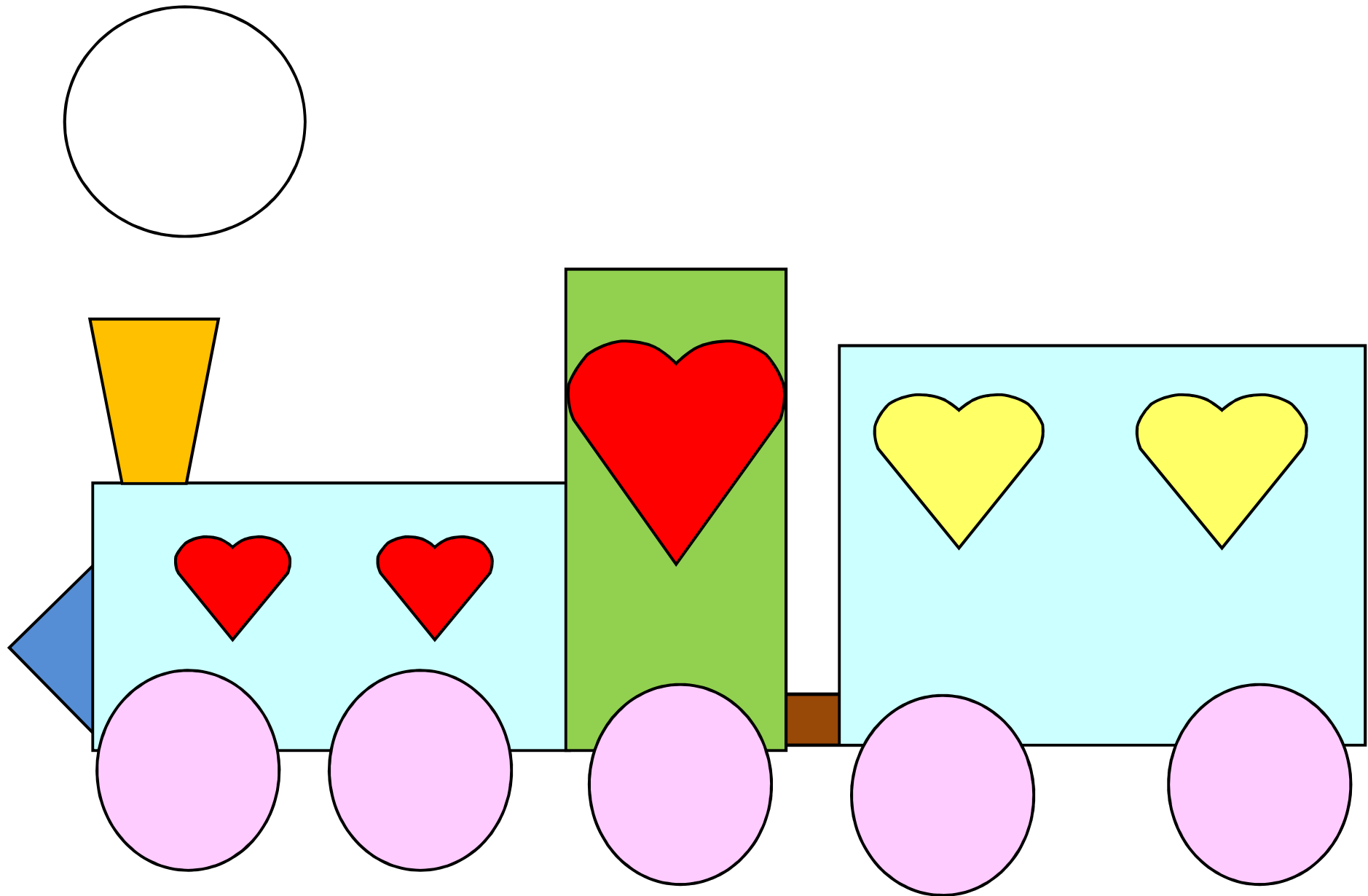
Conosci qualche altro cibo amaro?
Disegnalo nel riquadro.

LA VISTA




OSSERVA!
COSA STA FACENDO QUESTO BIMBO?
QUALI ORGANI USA?

DI RICONOSCERE E APPREZZARE I COLORI




OSSERVA , DENOMINA I COLORI E DISEGNA NEL CERCHIETTO IN ALTO
GLI ORGANI CHE TI PERMETTONO DI RICONOSCKERLI

DI AMMIRARE LA NATURA



OSSERVA E INDIVIDUA LE DIFFERENZE!
COLORA.


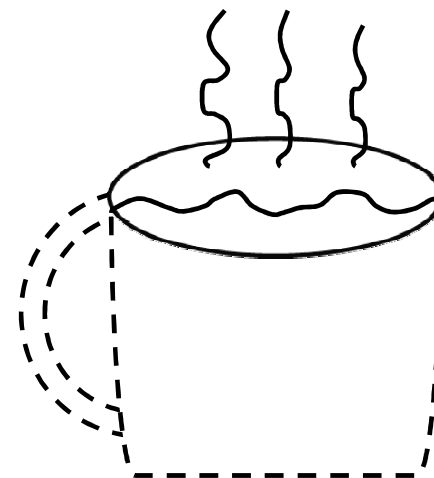
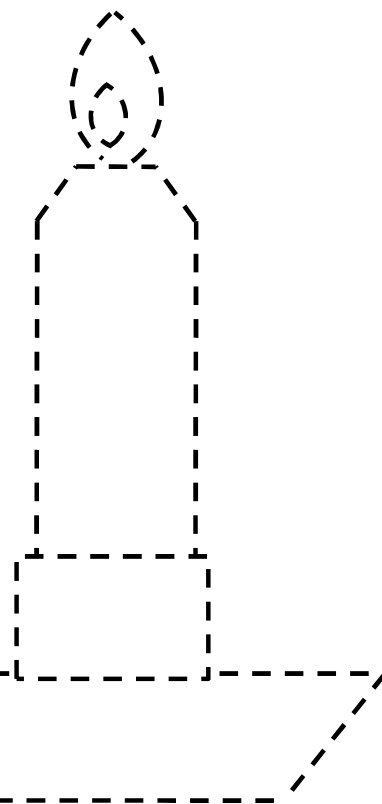
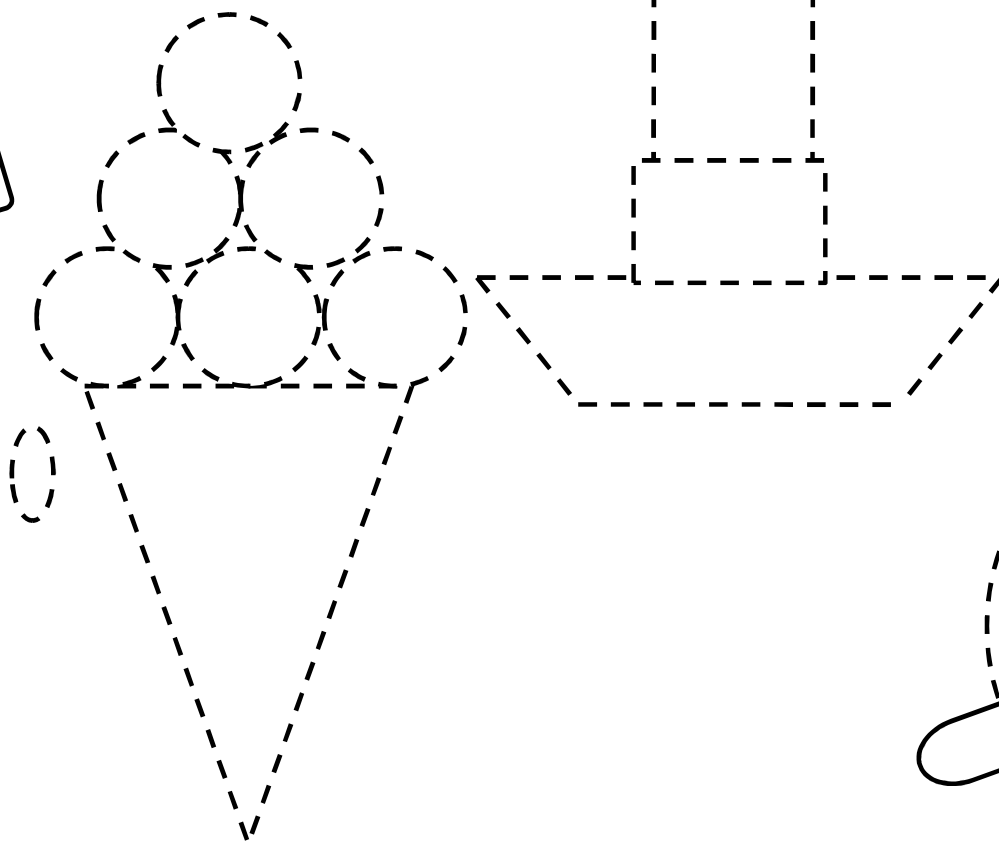
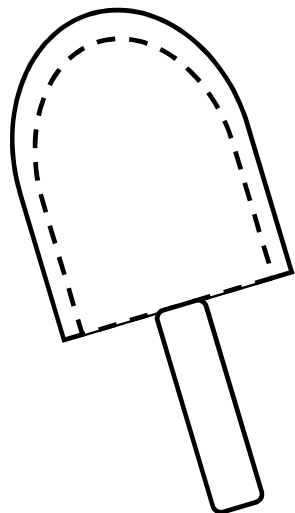
IL TATTO



VERBALIZZA.

126maestramaria

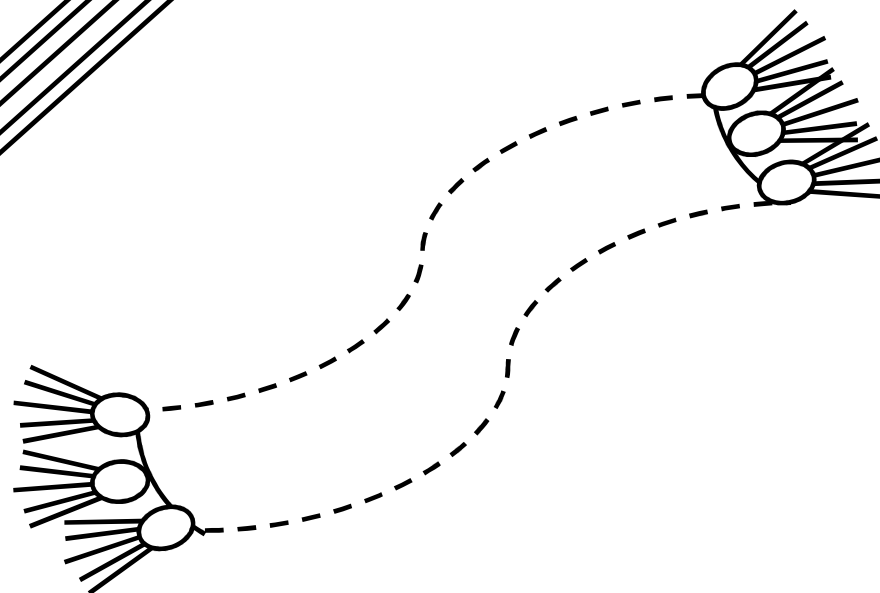


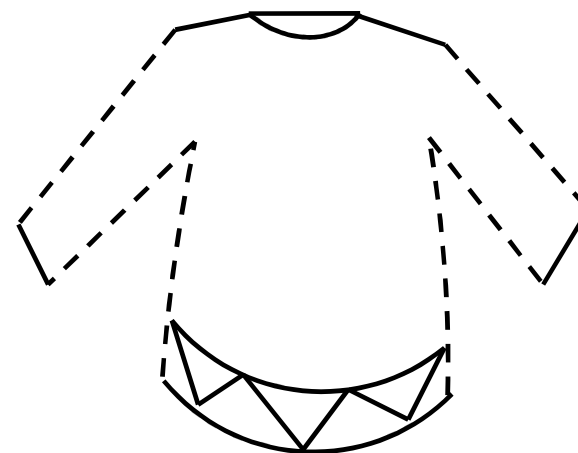


CALDO - FREDDO



RIPASSA IL TRATTEGGIO E COLORA SOLO LE COSE FREDE


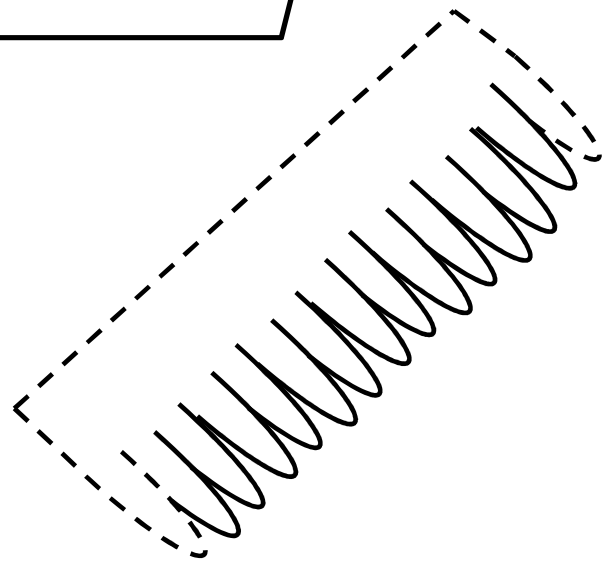

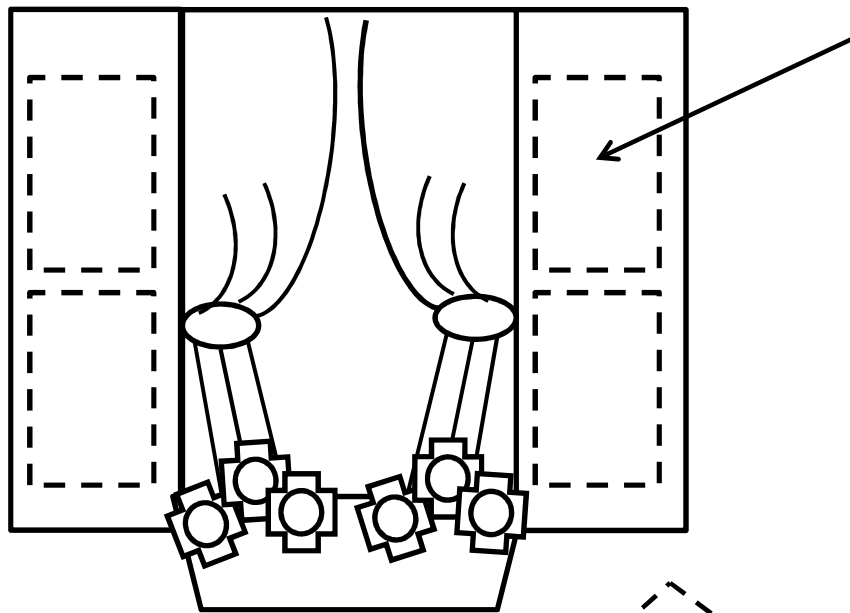
126maestramaria

MORBIDO - DURO



RIPASSA IL TRATTEGGIO. COLORA LE COSE MORBIDE E SEGNA CON UNA CROCE QUELLE DURE

RUVIDO- LISCIO



RIPASSA IL TRATTEGGIO. COLORA LE COSE RUVIDE E CERCHIA QUELLE LISCE

BAMBINI 4 e 5 ANNI

Cari bambini,

come state?

Vi invio il video di un racconto che vi parla della Chiesa.

Colorate la scheda usando i colori a matita e se vi ricordate di che colore è la vostra Chiesa, colorate allo stesso modo quella della scheda.


Infine divertitevi a cantare le canzoncine del secondo video.

Buon divertimento!!



<https://www.youtube.com/watch?v=EWK1IKPPJcM&feature=youtu.be>

COLORING BOOK





<https://www.youtube.com/watch?v=dj7XRnLphzc&feature=youtu.be>